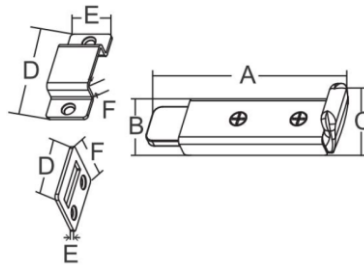


## GM-PSL Position Slide Latch

### Features

- Slide latch designed with open and closed detent
- Smooth low effort slide design
- Comfortable slide grip
- Comes with two strike options
- Screw size for latch body: #10
- Screw size for strike: #8



GM-PSL-A507371



GM-PSL-A507372

### Material

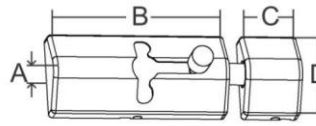
- Stainless steel 316 and nylon

Part No.	Strike	A	B	C	D	E	F
GM-PSL-A507371	Standard	123	32	30	60	25	13
GM-PSL-A507372	Flush				38	2	32

## GM-DBB Deluxe Barrel Bolt

### Features

- Deluxe appearance
- Knob can be positioned to keep the door open
- Spring slide assures constant engagement
- Snap cover to conceal installation fasteners
- Screw size #8

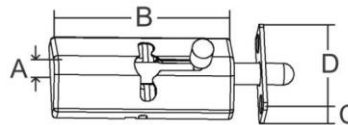


GM-DBB-A407121

GM-DBB-A407123

### Material

- Stainless steel 316 and nylon

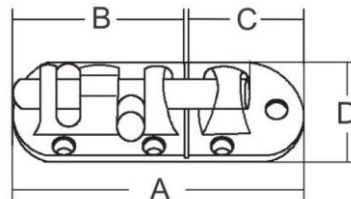


Part No.	Strike	A	B	C	D
GM-DBB-A407121	Standard Strike	15	67	22	31
GM-DBB-A407122	No Strike			-	-
GM-DBB-A407123	Flush Strike			15	35

## GM-BB Stainless Steel 316 Barrel Bolt

### Features

- Supplied with busing to eliminate rattle and provide smooth operation
- Screw size #6



### Material

- Stainless steel 316

Part No.	A	B	C	D
GM-BB-I731444	91	55	36	39
GM-BB-I731446	111	75		